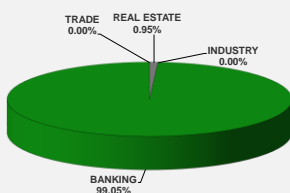


LISTED COMPANIES	LISTED SHARES	MARKET CAP.	TOTAL ORDINARY SHARES	PREFERRED SHARES	PREFERRED SHARES ISSUE PRICE	TOTAL MARKET CAP.	CUR.	TRADED VOLUME	TRADED VALUE	CLOSING PRICE	OPEN PRICE	HIGH PRICE	LOW PRICE	PREVIOUS PRICE
	(MM)	(MM \$)	(MM)	(MM)	USD	(MM \$)								
SOLIDERE A	100.00	940.00	100.00			940.00	USD	20,883	194,929	9.40	9.01	9.44	9.01	9.30
SOLIDERE B	65.00	615.55	65.00			615.55	USD	4,591	43,389	9.47	9.01	9.50	9.01	9.30
BQ.LIB. POUR LE COMMERCE	71.03	66.06	152.70			142.01	USD	-	-	0.93	-	-	-	0.93
BQ.LIB. POUR LE COMMERCE PRAF. "D"	0.75	70.50		0.75		70.50	USD	-	-	94.00	-	-	-	94.00
BQ.LIB. POUR LE COMMERCE PRAF. "E"	0.26	24.77		0.26		24.77	USD	-	-	94.00	-	-	-	94.00
BANQUE AUDI	399.75	599.62	399.75			599.62	USD	-	-	1.50	-	-	-	1.50
BANQUE AUDI GDR	119.64	285.94				285.94	USD	-	-	2.39	-	-	-	2.39
BANQUE AUDI PREFERRED "H"	0.75	57.75		0.75	100.00	57.75	USD	-	-	77.00	-	-	-	77.00
BANQUE AUDI PREFERRED "I"	2.50	126.75		2.50	100.00	126.75	USD	-	-	50.70	-	-	-	50.70
BANQUE AUDI PREFERRED "J"	2.75	192.36		2.50	100.00	174.88	USD	-	-	69.95	-	-	-	69.95
BANK OF BEIRUT	20.80	390.97	50.47			948.79	USD	-	-	18.80	-	-	-	18.80
BANK OF BEIRUT PRIORITY	4.76	100.00				100.00	USD	-	-	21.00	-	-	-	21.00
BANK OF BEIRUT PREFERRED SHARES "H"	5.40	135.00		5.40	25.00	135.00	USD	-	-	25.00	-	-	-	25.00
BANK OF BEIRUT PREFERRED SHARES "I"	5.00	125.00		5.00	25.00	125.00	USD	-	-	25.00	-	-	-	25.00
BANK OF BEIRUT PREFERRED SHARES "J"	3.00	75.00		3.00	25.00	75.00	USD	-	-	25.00	-	-	-	25.00
BANK OF BEIRUT PREFERRED SHARES "K"	4.00	100.00		4.00	25.00	100.00	USD	-	-	25.00	-	-	-	25.00
BYBLOS BANK	565.52	446.76	565.52			446.76	USD	2,650,966	2,094,291	0.79	0.80	0.80	0.79	0.81
BYBLOS BANK GDR	1.31	81.16				81.16	USD	-	-	62.00	-	-	-	62.00
BYBLOS BANK PREFERRED SHARES 2008	2.00	120.00		2.00	100.00	120.00	USD	-	-	60.00	-	-	-	60.00
BYBLOS BANK PREFERRED SHARES 2009	2.00	119.80		2.00	96.00	119.80	USD	-	-	59.90	-	-	-	59.90
BQ.EUROPEENNE PR.M.O	51.40	61.68	62.00			74.40	USD	-	-	1.20	-	-	-	1.20
BQ.EUROPEENNE PR.M.O PREFERRED 2013	0.35	32.20		0.35	100.00	32.20	USD	-	-	92.00	-	-	-	92.00
BLOM BANK GDR	73.90	258.64				258.64	USD	-	-	3.50	-	-	-	3.50
BLOM BANK	215.00	645.00	215.00			645.00	USD	-	-	3.00	-	-	-	3.00
RASAMNY-YOUNIS MOTORS CO	10.92	35.82	27.30			89.54	USD	-	-	3.28	-	-	-	3.28
HOLCIM Liban	19.52	189.50	19.52			189.50	USD	-	-	9.71	-	-	-	9.71
STE DES CIMENTS BLANCS N	9.00	24.75	3.00			8.25	USD	-	-	2.75	-	-	-	2.75
TOTAL EXECUTED	1,756.30	5,920.59	1,660.25			6,586.81		2,676,440	\$2,332,609					
Official USD Closing	1507.5													

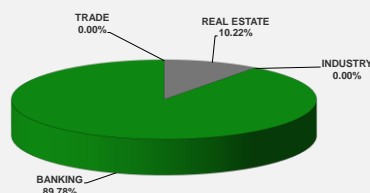
LEBANESE GLOBAL DEPOSITARY RECEIPTS	SHARES MM	BID \$	ASK \$	MID PRICE \$
BLOM BANK	73.90	1.85	1.90	1.88
BYBLOS BANK	1.31	0.00	70.00	0.00
AUDI BANK	116.24	0.00	1.40	0.00

STOCK INDEX	VALUE	PREVIOUS VALUE	% OF CHANGE
MARKET VALUE WEIGHTED INDEX	73.14	71.88	1.75%
NUMBER OF TRANSACTIONS			

BEIRUT STOCK EXCHANGE DAILY TRADING VOLUME



BEIRUT STOCK EXCHANGE DAILY TRADING VALUE \$



Disclaimer: The Capital Markets Authority (CMA) publishes reports for general information purposes only. However, under no circumstances the CMA will accept any responsibility or liability in connection with the use of the information provided in these reports or on this website. (Source: Thomson Reuters Eikon)

MATURITY	CURRENCY	ISSUED AMOUNT (MM)	OUTSTANDING AMOUNT (MM)	COUPON	ISSUE P.	BID \$	ASK \$	MID. P	SPREAD 3 MONTH US		DURATION	CONVEXITY
									YIELD	TREASURY		
Lebanon / 14-04-2020	USD	700.00	700.00	5.800	100.000	17.000	17.050	17.000	14647.059	15411.329	0.006	0.000
Lebanon / 19-06-2020	USD	600.00	600.00	6.150	100.000	17.000	17.250	17.000	2282.658	2375.722	0.037	0.000
Lebanon / 12-04-2021	USD	2,092.47	2,092.47	8.250	100.000	15.000	16.000	15.000	303.327	409.522	0.415	0.260
Lebanon / 27-05-2022	USD	500.00	500.00	6.250	100.000	16.500	18.000	16.500	103.932	103.803	1.431	2.520
Lebanon / 04-10-2022	USD	1,540.00	1,540.00	6.100	100.000	15.500	17.500	15.500	90.138	89.870	1.749	3.669
Lebanon / 27-01-2023	USD	1,100.00	1,100.00	6.000	100.000	19.000	21.000	19.000	68.495	68.242	2.119	5.290
Lebanon / 26-05-2023	USD	500.00	500.00	6.400	100.000	16.250	17.750	16.250	66.865	66.631	2.378	6.550
Lebanon / 22-04-2024	USD	700.00	700.00	6.650	100.000	17.000	17.500	17.000	48.832	48.466	3.266	11.980
Lebanon / 04-11-2024	USD	500.00	538.47	6.250	100.000	16.375	17.875	16.375	43.586	43.218	3.786	15.897
Lebanon / 03-12-2024	USD	250.00	250.00	7.000	100.000	18.089	22.910	18.089	40.185	39.794	3.941	17.192
Lebanon / 26-02-2025	USD	800.00	800.00	6.200	100.000	17.190	21.625	17.190	39.366	38.966	4.145	18.935
Lebanon / 12-06-2025	USD	800.00	800.00	6.250	100.000	16.500	18.500	16.500	37.877	37.502	4.392	21.150
Lebanon / 27-11-2026	USD	1,600.00	1,600.00	6.600	100.000	17.750	18.750	17.750	27.750	27.210	5.854	36.850
Lebanon / 23-03-2027	USD	1,250.00	1,250.00	6.850	100.000	18.500	20.000	18.500	25.716	25.177	6.198	41.169
Lebanon / 29-11-2027	USD	1,000.00	1,000.00	6.750	100.000	16.125	18.125	16.125	25.305	24.764	6.825	49.620
Lebanon / 20-03-2028	USD	700.00	1,700.00	7.000	100.000	14.750	16.250	14.750	25.527	24.986	7.087	53.380
Lebanon / 03-11-2028	USD	500.00	893.20	6.650	100.000	18.000	20.000	18.000	21.003	20.319	7.795	64.294
Lebanon / 25-05-2029	USD	1,000.00	1,000.00	6.850	100.000	16.000	17.500	16.000	21.072	20.388	8.296	72.590
Lebanon / 27-11-2029	USD	1,500.00	1,500.00	11.500	100.000	15.750	17.250	15.750	20.095	19.413	8.793	81.320
Lebanon / 26-02-2030	USD	1,400.00	1,400.00	6.650	100.000	16.870	21.000	16.870	18.809	18.112	9.102	87.029
Lebanon / 22-04-2031	USD	300.00	300.00	7.000	100.000	16.500	18.000	16.500	16.980	16.292	10.211	108.980
Lebanon / 20-11-2031	USD	1,000.00	2,500.00	7.150	100.000	15.000	16.500	15.000	16.991	16.306	10.745	120.420
Lebanon / 23-03-2032	USD	1,000.00	1,000.00	7.000	100.000	18.000	20.000	18.000	14.845	14.161	11.173	130.043
Lebanon / 17-05-2033	USD	1,500.00	1,500.00	8.200	100.000	15.000	16.500	15.000	14.989	14.306	12.233	155.340
Lebanon / 17-05-2034	USD	1,500.00	1,500.00	8.250	100.000	15.000	17.000	15.000	13.892	13.208	13.238	181.440
Lebanon / 27-07-2035	USD	1,500.00	1,500.00	12.000	100.000	14.500	16.500	14.500	13.011	12.326	14.415	214.580
Lebanon / 02-11-2035	USD	600.00	600.00	7.050	100.000	16.625	18.625	16.625	11.852	11.163	14.739	224.213
Lebanon / 23-03-2037	USD	750.00	750.00	7.250	100.000	16.870	22.880	16.870	10.764	10.059	16.186	269.706
TOTAL PUBLIC SECTOR EUROBONDS		27,182.469	30,114.13									

BDL EURO CDS												
MATURITY	SIZE MM	TYPE	COUPON	Issue P.	BID \$	Ask \$	MID. P	YIELD	SPREAD	DURATION	CONVEXITY	
Not Available												

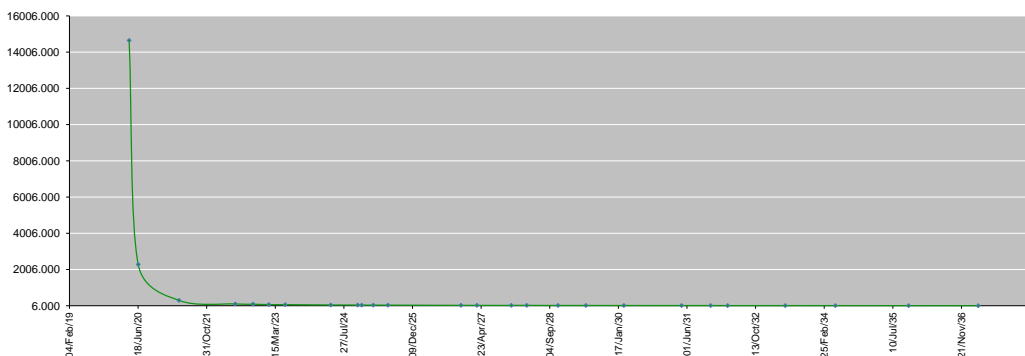
LEBANESE PRIVATE SECTOR EUROBONDS												
MATURITY	SIZE MM	TYPE	COUPON	Issue P.	BID \$	Ask \$	MID. P	YIELD	SPREAD	DURATION	CONVEXITY	
BANK BYBLOS S.A.L/21-06-2021	USD 300	Note	7	100	73.00	73.75	73.00	36.03	35.84	0.99	1.44	
BLOM BANK S.A.L/04-05-2023	USD 300	Certificate	7.5	100	43.75	45.75	43.75	41.35	41.07	2.06	5.85	
Bank Audi S.A.L/16-10-2023	USD 350	Bond	6.75	100	45.50	47.50	45.50	33.68	34.82	2.65	8.76	

World Yields in Native Terms	O/N	3 Months	6 Months	9 Months	1 Year	2 Years	3 Years	5 Years	7 Years	10 Years	30 Years
EUR	-	-0.68	-0.70	-0.63	-0.65	-0.69	-0.72	-0.67	-0.63	-0.48	-0.01
U.S.A	-	0.08	0.11	--	0.14	0.24	0.30	0.40	0.57	0.72	1.36
U.K	-	0.23	0.22	--	0.13	0.13	0.15	0.21	0.17	0.35	0.81
Japan	-	-0.23	-0.13	-0.13	-0.13	-0.13	-0.13	-0.11	-0.14	0.02	0.43

Libor	USD	EUR	JPY	GBP
1 Months	0.98	-0.39	-0.13	0.25
2 Months	1.26	-0.36	-0.09	0.43
3 Months	1.43	-0.26	-0.05	0.57
6 Months	1.09	-0.20	-0.02	0.73
1 Year	1.01	-0.19	0.10	0.86

Spot Rates	Bid	Ask
Lebanese Pound	1505.70	1518.70
Euro	1.10	1.0974
British Sterling Pound	1.24	1.2395
Japanese Yen	108.44	108.4700
Gold	1604.56	1606.37

Lebanese Republic USD Eurobonds Yield Curve



Disclaimer: The Capital Markets Authority (CMA) publishes reports for general information purposes only. However, under no circumstances the CMA will accept any responsibility or liability in connection with the use of the information provided in these reports or on this website.
(Source: Thomson Reuters Eikon)

Contact us by email: research@cma.gov.lb

